

How to use the Social-Mobile Memorial/Obituary

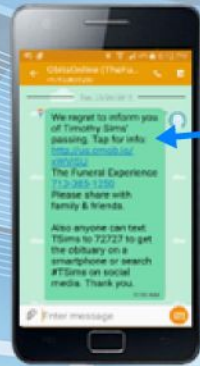
How to make a donation



BlackObits.com
The Best Way to Remember

Social-Mobile Memorial/Obituary
\$99
One-time fee for a permanent listing

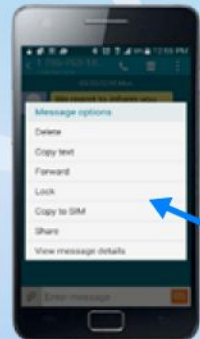
"Your loved one is always just a tap away"



To view the Social-Mobile Memorial/Obituary, just tap the link in the text message.

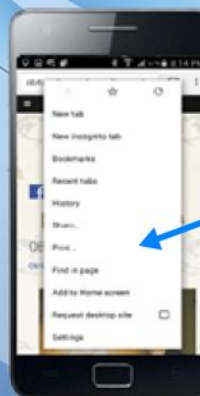
To post on Facebook, tap the share button.

Android




To forward the Social-Mobile Memorial/Obituary, just press and hold on the text message, then select 'Forward' (for Androids) or 'More' (for iPhones).

Android



To save your loved one's image on your Android, tap the 'Menu' icon, and then tap "Add to homescreen."

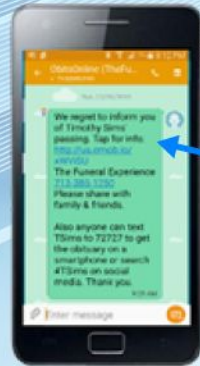
To save your loved one's image on your iPhone, tap this icon, and then tap "Add to homescreen," and then tap "Add."




iPhone



iPhone



Android



Android

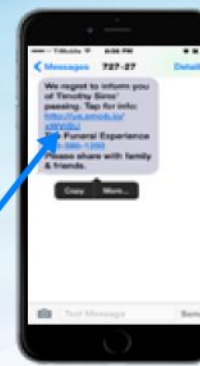


First, open the Social-Mobile Memorial/Obituary. Just tap the link in the text message.


To make a donation, tap or click the 'Make a Donation' tab.

Then tap or click the orange 'Contribute' button.

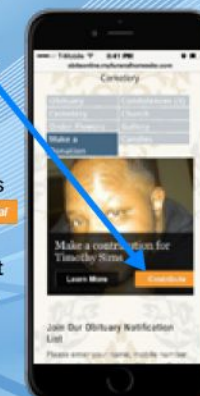
Lastly, tap or click this PayPal button. You do not need a PayPal account, debit and credit cards are accepted.



iPhone



iPhone



 www.hortonsfh.com
 (202) 829-9000
 info@hortonsfh.com
 600 Kennedy Street Northwest, Washington, DC 20011
 #HortonsFH

Obituary Comparison:




Which is best for remembering your loved one?

Social-Mobile Memorial/Obituary Unique Benefits

What happens to the Facebook page of the deceased?

| Feature | Most Newspaper Obituaries | Most Funeral Home Website Obituaries | Social-Mobile Memorial/Obituary |
|--|---------------------------|--------------------------------------|---------------------------------|
| Cost | \$200+ | \$0 | \$99 |
| Time length | 2 days or less | Permanent | Permanent |
| Maximum number of pictures | 1 | 1 | 20 |
| Max. number of words or lines | Limited | Unlimited | Unlimited |
| Maximum number of videos | 0 | 0 | 3 |
| Funeral program download | No | No | Yes |
| Text message(s) sent to friends & family to notify them of death | No | No | Yes (up to 5) |
| Hashtag keyword to easily find obituary on social media | No | No | Yes |
| Post and update obituary on the web AND on social media | No | No | Yes |
| Condolences book download | No | No | Yes |
| Icon of deceased's picture for smartphones & tablets | No | No | Yes |
| Deceased's Facebook page memorialized, grouped or deleted | No | No | Yes |

The best way for current and future generations to remember a deceased loved one is to have their obituary posted on social media and on BlackObits.com with pictures, videos and the funeral program.

| Service | Benefits |
|---|--|
| Obituary  | <ul style="list-style-type: none"> Easily find and share memorial on Facebook, Twitter, Instagram & YouTube with a hashtag keyword Easily notify all of your family and friends fast with a text message that can be forwarded Accessible from any smartphone, tablet, iPad or PC Cost less than newspapers obits, lasts longer, reaches more people and can be updated Programs and videos can be viewed and downloaded Multiple family members can submit multiple pictures and information easily from anywhere |
| Program  | <ul style="list-style-type: none"> Can view from any device at any time Multiple people can submit multiple pictures easily from site Ready in 1 day, 3 edits allowed Programs can be printed at funeral home, at families' homes or by a printing company or at a copy & print store |
| Video  | <ul style="list-style-type: none"> Can watch from any device at any time Multiple family members can submit multiple pictures and information easily from anywhere Ready in 2 days, custom DVD and DVD case provided Can download or burn DVD easily at any point in time Posted on BlackObits YouTube channel, no worries of losing or damaging the DVD |
| Fundraiser  (Additional \$49 Fee) | <ul style="list-style-type: none"> Secured contributions can be made from any device with debit and credit cards of any amount How much raised and how many contributed is shown List of donors is provided to family to acknowledge contributors Video can be linked |



When a death occurs, there are four options available to the family for the deceased's Facebook page:

1. Do nothing. The profile remains untouched, unaccessed, unreported and therefore open to everyday wall posts, photo tags, status mentions and Facebook ads. In other words, business as usual. Please note that Facebook's Terms of Service forbids people from accessing accounts they do not own so if you have the deceased's log on information, you are not supposed to use it.

2. Memorialize the page. Upon receipt of proof of death, such as a death certificate or local obituary, Facebook will switch the dead user's timeline to a "memorial page." Facebook created this function to remove the upsetting experience of receiving "status updates" from a deceased person's page. Settings can be adjusted so you (and other loved ones) can visit the page, post on the page, and communicate your feelings and memories to one another. Current friends can view, tag pictures and post to the page.

3. Delete the page.

4. Create a Facebook Group. Facebook Groups are different from public pages in that they are not public like regular Facebook pages (though you can set them up to be public). "Private" groups can be created which enables the group to remain accessible to only the people that have been invited.

The last option, "Create a Facebook Group," can always be done. In other words, you have to choose one of the first 3 options. The fourth option can be done in addition to or in place of any of the first 3 options.

Please let your director know if you want help with the deceased's Facebook page.